

# Hemospray<sup>®</sup>

ENDOSCOPIC HEMOSTAT



## Prep 1



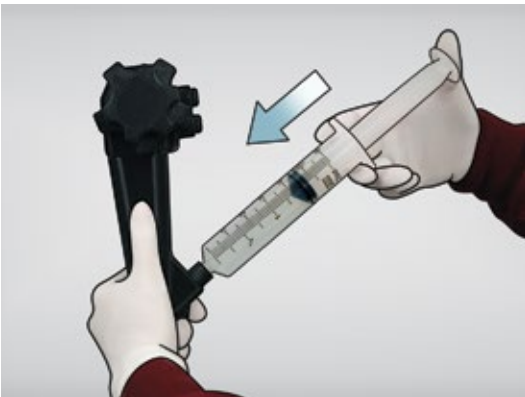
Remove device from package and attach catheter to handle, ensuring connection is secure.

## Prep 2



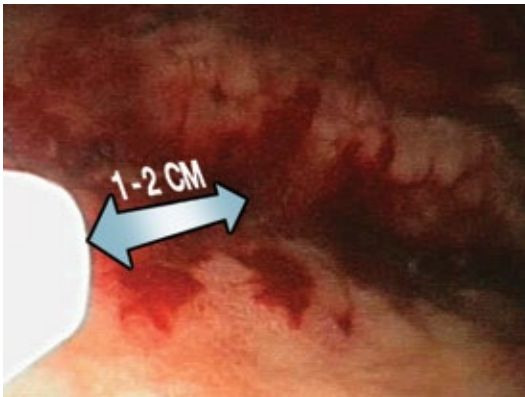
Activate CO<sub>2</sub> cartridge by turning **red** activation knob until it stops.

## Step 1



Before inserting catheter into accessory channel, identify bleeding site, remove as much blood as possible, then flush accessory channel with air.

## Step 2



Slowly advance catheter through accessory channel in short increments until catheter tip is visualized endoscopically. **Precaution:** To avoid catheter occlusion, do not place catheter directly in contact with blood and/or mucosa, including any pooled blood and do not aspirate blood while catheter is in accessory channel. To ensure proper visibility, catheter tip should be 1-2 cm away from bleeding site at all times.

## Step 3

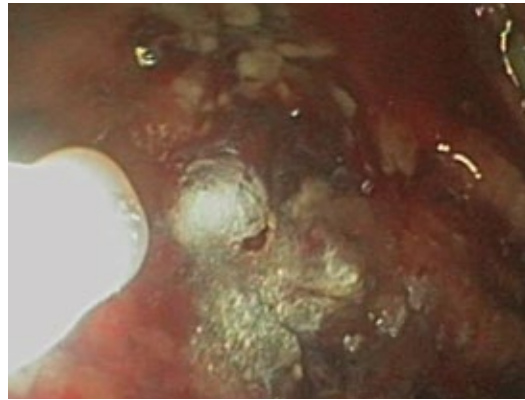


To allow powder deployment, turn **red** valve to open position. **Note:** Device is now active and ready for use. Do not press trigger button until powder deployment is desired.


## Step 4



To deploy powder, depress **red** trigger button for 1-2 seconds and release. Continue applying in short bursts until site is completely covered with powder and no active bleeding is visualized. Multiple applications may be required; however, no more than (3) Hemospray devices should be applied per patient.



**Note:** Allow time for hemostasis before aspirating. Irrigation of treated site is not required after powder deployment. If irrigation is desired, allow time for hemostasis before irrigating with water. To avoid potential endoscope occlusion, do not aspirate powder into endoscope channel. If catheter becomes



occluded during procedure, turn **red** valve to closed position, remove catheter from endoscope and replace with extra catheter provided in package. Then repeat steps 1-4. If more powder is needed and spray canister and/or CO<sub>2</sub> cartridge is empty, a new device is required.

## Step 5



Prior to removing Hemospray device from patient, turn **red** valve to closed position. To remove device from endoscope, grasp catheter and pull slowly.

## Step 6



Upon completion of procedure, depressurize device by rotating **red** activation knob counterclockwise until CO<sub>2</sub> cartridge depressurizes completely.

**Dispose of device per institutional guidelines for biohazardous medical waste.**

Refer to current instructions for detailed system use.

### Summary of Clinical Data:

Clinical data summary information that was, in part, the basis for granting the de novo can be found on the Cook Medical website at [CookMedical.com/HemosprayData](http://CookMedical.com/HemosprayData)

### Customer Service

EU Website: [cookmedical.eu](http://cookmedical.eu)  
 EDI: [cookmedical.eu/edi](http://cookmedical.eu/edi)  
 Distributors: +353 61239240, [ssc.distributors@cookmedical.com](mailto:ssc.distributors@cookmedical.com)  
 Austria: +43 179567121, [oe.orders@cookmedical.com](mailto:oe.orders@cookmedical.com)  
 Belgium: +32 27001702, [be.orders@cookmedical.com](mailto:be.orders@cookmedical.com)  
 Denmark: +45 38487607, [da.orders@cookmedical.com](mailto:da.orders@cookmedical.com)  
 Finland: +358 972519996, [fi.orders@cookmedical.com](mailto:fi.orders@cookmedical.com)  
 France: +33 171230269, [fr.orders@cookmedical.com](mailto:fr.orders@cookmedical.com)  
 Germany: +49 6950072804, [de.orders@cookmedical.com](mailto:de.orders@cookmedical.com)  
 Hungary: +36 17779199, [hu.orders@cookmedical.com](mailto:hu.orders@cookmedical.com)  
 Iceland: +354 8007615, [IS.orders@cookmedical.com](mailto:IS.orders@cookmedical.com)  
 Ireland: +353 61239252, [ie.orders@cookmedical.com](mailto:ie.orders@cookmedical.com)  
 Italy: +39 0269682853, [it.orders@cookmedical.com](mailto:it.orders@cookmedical.com)  
 Netherlands: +31 202013367, [nl.orders@cookmedical.com](mailto:nl.orders@cookmedical.com)  
 Norway: +47 23162968, [no.orders@cookmedical.com](mailto:no.orders@cookmedical.com)  
 Spain: +34 912702691, [es.orders@cookmedical.com](mailto:es.orders@cookmedical.com)  
 Sweden: +46 858769468, [se.orders@cookmedical.com](mailto:se.orders@cookmedical.com)  
 Switzerland - French: +41 448009609, [fr.orders@cookmedical.com](mailto:fr.orders@cookmedical.com)  
 Switzerland - Italian: +41 448009609, [it.orders@cookmedical.com](mailto:it.orders@cookmedical.com)  
 Switzerland - German: +41 448009609, [de.orders@cookmedical.com](mailto:de.orders@cookmedical.com)  
 United Kingdom: +44 2073654183, [uk.orders@cookmedical.com](mailto:uk.orders@cookmedical.com)

USA Website: [cookmedical.com](http://cookmedical.com)  
 EDI: [cookmedical.com/edi.do](http://cookmedical.com/edi.do)  
 Americas:  
 Phone: +1 812.339.2235, 800.457.4500, Fax: 800.554.8335  
 E-mail: [orders@cookmedical.com](mailto:orders@cookmedical.com)  
 Australia:  
 Phone: +61 734346000, 1800777222, Fax: +61 734346001, 1800077283  
 E-mail: [cau.custserv@cookmedical.com](mailto:cau.custserv@cookmedical.com)



AI, ESC, IR, OHNS, PI, RH, SUR-8.5X11